



ULTRASONIC FLAW DETECTOR

# SONOSCREEN ST10

FOR NONDESTRUCTIVE TESTING

MADE IN GERMANY

نماینده انحصاری در ایران

کاوشکاران

تلفن: ۰۲۱ - ۸۸۶۸ ۵۲۹۷

[www.IR-QC.com](http://www.IR-QC.com)

SONOTEC 

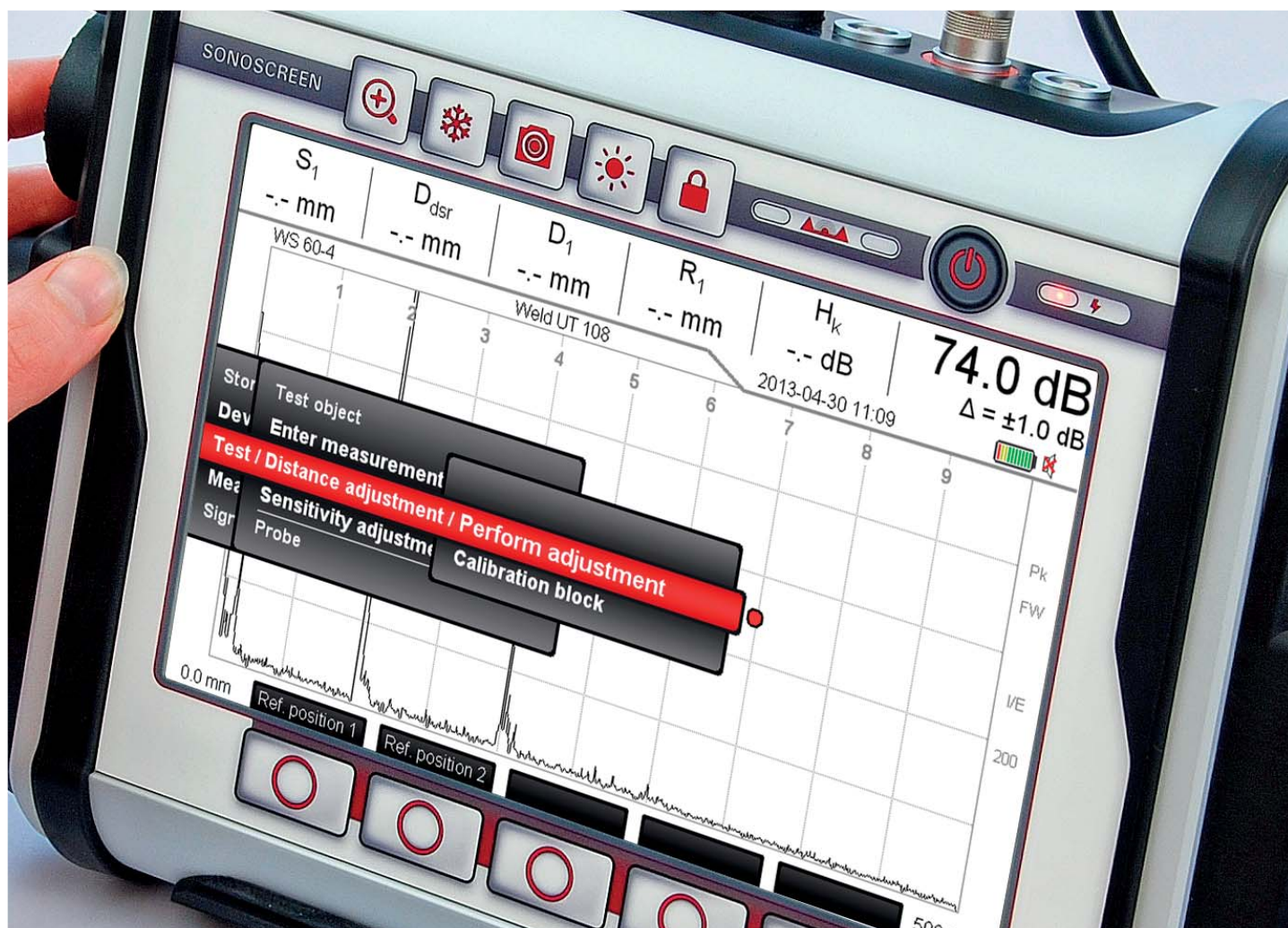
# SONOSCREEN ST10

Developed with the help of experienced material testing experts, the compact ultrasonic flaw detector unites high-spec performance with user-orientation. A clearly-structured menu quickly guides the tester through all of the steps required for test set-up. Efficiency is also boosted by the full-text menu labels and by the complete overview of all

probe settings. This makes the SONOSCREEN ST10 an ideal tool for all standard ultrasound inspections, from weld seam testing, wall thickness measurement and sheet metal testing to the detection of invisible cracks, inclusions, cavities and discontinuities in metals, plastics, ceramics and composite materials.

## ADVANTAGES AT A GLANCE

- Large, high-resolution 8" graphic display (174 x 104 mm), optimal readability even in direct sunlight
- Robust aluminum casing, IP 66
- Clearly-structured menu and intuitive usability
- Configurable display with up to 10 measurement values
- Display of the entire measurement range (10 m) in one A-scan
- Powerful square wave transmitter
- Integrated, editable database for materials and probes
- 5 ns resolution over the entire measurement range (equivalent to 0.03 mm in 10 m steel)
- 2 GB internal memory for storing up to 60 000 A-scans plus device configuration
- External data storage on USB flash drive





Clear user orientation, thanks to menu tree display and red menu path highlighting



## Key applications

- Weld seam testing
- Casting and forging inspection
- Sheet metal testing
- Shaft and axle testing
- Plastic and composite testing
- Wall thickness measurement



# INTUITIVE OPERATION

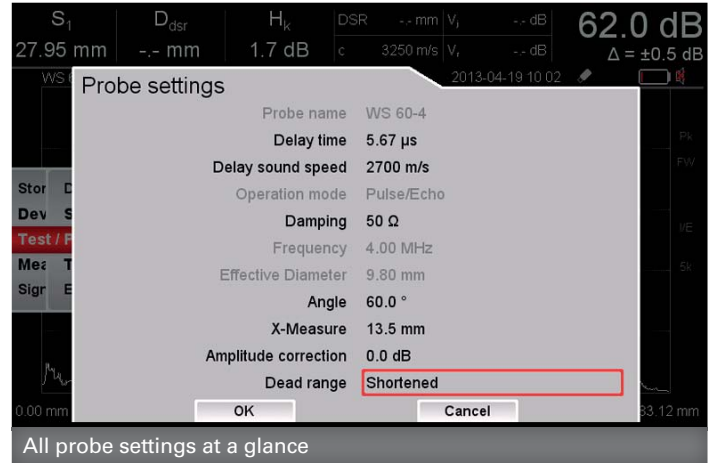
The SONOSCREEN ST10 offers a clearly structured menu system optimized to support the testing process plus intuitive device operation. This helps to increase testing reliability and to save valuable testing time. By turning and pressing the rotary knobs, you can browse quickly through the menu. The complete menu tree is displayed in full text and the selected menu path is highlighted in red.



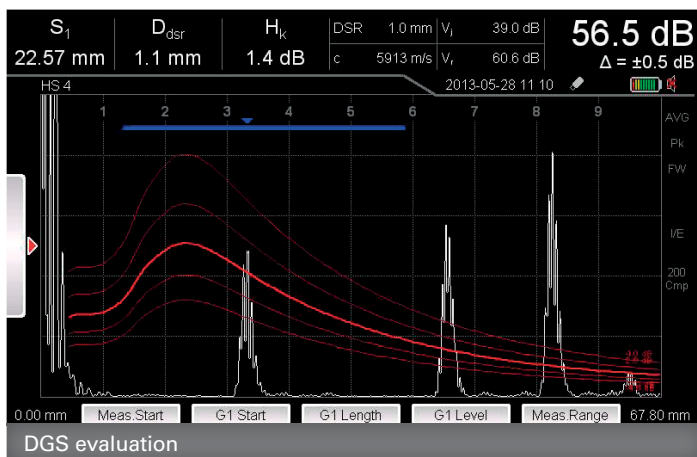
Turn and press the buttons to page through the menu

The SONOSCREEN ST10 guides you step-by-step through the pre-test set-up. All parameters needing configuration are arranged logically one after the other. This ensures that relevant parameters are set before testing begins.

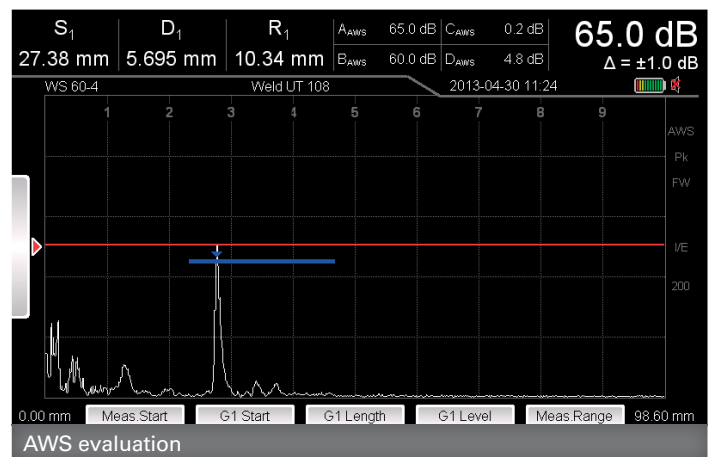
**Useful database also helps to shorten the preparation time:** the database already contains all SONOSCAN probes. Other probes are easy to add. The provided probe settings overview enables quick verification of the entered data. Selected calibration blocks are also stored to enable rapid distance calibration. Device setup, probe and material databases can be stored on a USB flash drive and transferred to other SONOSCREEN units.



# INTERNATIONAL EVALUATION METHODS





- DGS curves for single-element probes and sender/receiver probes
- DAC analysis with TCG
- Individual correction of all DAC curve measuring points



- Up to 4 additional freely-positionable curves can be displayed for DGS and DAC (in 0.5 dB steps)
- Amplitude evaluation according to AWS D1.1
- Reference and envelope curve to support signal analysis

# USER-FRIENDLY – ERGONOMIC DESIGN – ROBUST



## THE FULL PACKAGE

ULTRASONIC FLAW DETECTOR

- + DGS evaluation ...
- + DAC evaluation ...
- + TCG function ...
- + AWS evaluation ...
- + Charger ...
- + USB flash drive ...
- + Couplant ...
- + Transportation and storage case ...
- + Protective working case ...
- + Operating manual and calibration certificate ...

## SONOSCAN ULTRASONIC PROBES

We offer an extensive range of different SONOSCAN probes. Simply choose the probe that matches your application from our product range.



**ANGLE BEAM PROBES** – in a range of sizes, angles and frequencies



**STRAIGHT BEAM PROBES** – pulse-echo and dual element probes detect even the smallest flaws

# TECHNICAL DATA SONOSCREEN ST10

## GENERAL DATA

<b>Dimensions (W x H x D)</b>	310 x 206 x 77 mm
<b>Weight</b>	3000 g
<b>Temperature ranges</b>	<b>Storage temperature:</b> -20 to +60 °C <b>Operating temperature:</b> -20 to +60 °C
<b>Battery operation</b>	Internal Li-Ion battery Operating time: up to 13 hours
<b>Mains/ Charging operation</b>	Via external power supply with wide range input (100 to 240 V, 1.07 A)
<b>Connectors</b>	<b>2 probe connectors:</b> LEMO 1S <b>Switching output/Analog output*:</b> LEMO 1S <b>Power supply:</b> LEMO 1S  2 USB connectors
<b>Protection type</b>	IP66
<b>Menu languages</b>	English, German, Polish, Russian, Czech (others upon request)
<b>Operating mode</b>	Pulse-Echo, Transmit-Receive, Through-Transmission
<b>Measurement unit</b>	Inch (in) or millimeter (mm)
<b>Measurement range</b>	10 to 10 000 mm (up to 20 000 mm with pulse shift of max. 10 000 mm)
<b>Sound velocity</b>	Adjustable from 500 to 10 000 m/s, in steps of 1 m/s or fixed preset values
<b>Measurement resolution</b>	0.001 mm within the measurement range up to 10 000 mm (depending on sound velocity)
<b>Amplitude evaluation</b>	DGS*, DAC* (incl. TCG) or AWS D1.1*
<b>Standards</b>	DIN EN 12668-1, ASTM E1324

## SCREEN

<b>Screen type</b>	8" color display in 16:9 format; WVGA 800 x 480 pixels
<b>Dimensions</b>	174 x 104 mm
<b>Representation</b>	Adjustment of brightness and color to lighting conditions; 10 levels of brightness

## DISPLAY

<b>A-scan dimension</b>	<b>Size:</b> 156 x 76 mm; <b>Resolution:</b> 720 x 350 pixels
<b>A-scan mode</b>	Normal, comparative curve or envelope
<b>Measurement values</b>	Up to 10 fields, customizable
<b>Information/Settings</b>	Probe; Measurement context; Date and time; Adjusted gain and increment; Current device settings and measurement status; Registration of USB flash drive; Color-coded charge status display; Mains supply

## TRANSMITTER

<b>Pulse shape</b>	Rectangular, unidirectional
<b>Polarity</b>	Negative
<b>Voltage</b>	50 to 400 V, adjustable in steps of 10 V
<b>Pulse width</b>	20 to 1000 ns, in steps of 5 ns
<b>Pulse repetition frequency</b>	4 steps (maximum, high, medium, low)

## RECEIVER

<b>Amplifier</b>	<b>Dynamic range:</b> 0 to 110 dB <b>Increment:</b> 0; 0.5; 1; 2; 6; 12 dB
<b>Rectification</b>	Full-wave; positive/negative half-wave; RF
<b>Reject</b>	0 to 80 % of screen height
<b>Amplitude measurement</b>	0 to 125 % of screen height

## ADJUSTMENT

<b>Time base range</b>	0.5 to 10 000 mm (steel)
<b>Adjusting aid</b>	2-point adjustment: calculation of sound velocity and probe delay by means of two adjustment echoes
<b>Digital filters</b>	0.5 to 20, 1 to 10, 1 to 6 or 1 to 4 MHz

## GATES

<b>Measuring gates</b>	2 independent gates; Color bars (gate 1: blue, gate 2: green); Start and width adjustable over the full time-base range; Response threshold adjustable from 10 to 90 % of screen height in steps of 1 %
<b>Functionality</b>	Alarm in case signal exceeds or falls below the threshold value; Acoustic and visual signal (LED; color of signal corresponds to the color of gate); 2 switching outputs* (1 output per gate); 1 analog output* (sound path in % inside the gate or amplitude in % of screen height)
<b>Zoom</b>	Magnification of gate area over the full scan width

## DATA STORAGE

<b>Storage capacity</b>	<b>Internal:</b> 2 GB, for up to 60 000 A-scans incl. device setup; <b>External:</b> USB flash drive
<b>Storage options</b>	<b>Internal and/or external:</b> Screen shot incl. all parameters, A-scan, measurement context, date and time; Setup: with all device and probe settings; Material database and Probe database
<b>Report Generator</b>	Software* to create test protocols including screenshots

SONOTEC preserves the right to change technical specifications without further notice. (Rev. 2 / 2014-01-27)

\*Optional

## FAST SERVICE & PROFESSIONAL SUPPORT

**SONOTEC Ultraschallsensorik Halle GmbH**  
Nauendorfer Str. 2  
06112 Halle (Saale)  
Germany

**phone** +49 (0)345 / 133 17-0  
**fax** +49 (0)345 / 133 17-99  
**e-mail** sonotec@sonotec.de  
**web** www.sonotec.eu

**SONOTEC** 

Certified according to ISO 9001